

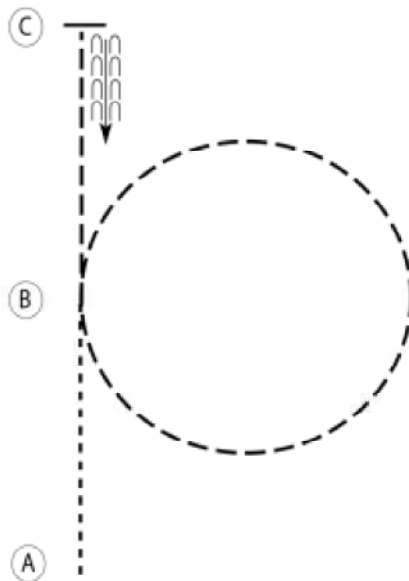
Piedmont Horsemen's Association

10 & Under Eq/ Horsemanship

Show Date: 5/1/2021

www.HorseShowPatterns.com

www.HorseShowPatterns.com



Be ready at A.

1. Walk from A to B.
2. At B, perform a posting trot circle to the right on the proper diagonal.
3. Return to B and perform a sitting trot to C.
4. Stop at C and back approximately one horse length.

Follow the instructions of your ring steward.

Walk	-----
Trot	- - - - -
Extended Trot	— — — — —
Canter	—————
Leg Yield	
Lead Change	↖ ↗
Back	←←←←←
Marker	(B)
Sidepass	← →
Hand Gallop	———

Kountry Kids 4H PHA Show

6) Adult Showmanship

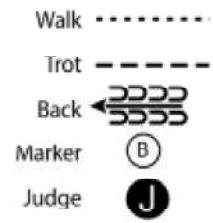
Show Date: 05-01-2021

w w w . H o r s e S h o w P a t t e r n s . c o m

w w w . H o r s e S h o w P a t t e r n s . c o m



1. Begin at A facing away from the Judge. Back four steps.
2. Perform a 180 degree turn.
3. Trot to the Judge.
4. Perform a 360 degree turn and set up for inspection.
5. When dismissed trot to B.
6. Stop and wait for instructions from the ring steward.



[S/2-15]

Pattern Provided by:
T. Cloer

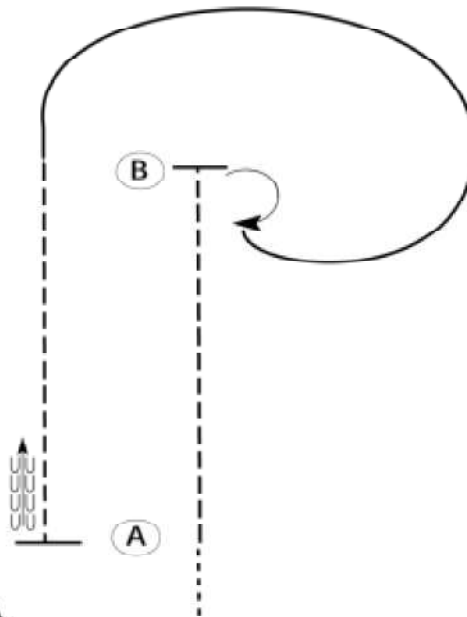
Kountry Kids 4H PHA Show

37) Horsemanship

Show Date: 05-01-2021

www.HorseShowPatterns.com

www.HorseShowPatterns.com



Be ready before A.

1. Walk to A.
2. Jog to B.
3. Turn 180 degrees to the right.
4. Lope on the left lead back around to B.
5. Jog from B to A.
6. Stop at A and back approximately one horse length.

Follow the instructions of your ring steward.

Walk	-----
Jog	- - - - -
Extended Jog	- - - - -
Lope	—————
Leg Yield	
Lead Change	↖ ↗
Back	←←←←←
Marker	ⓑ
Sidepass	←→

[WH/1-44]

Pattern Provided by:

T. Cloer

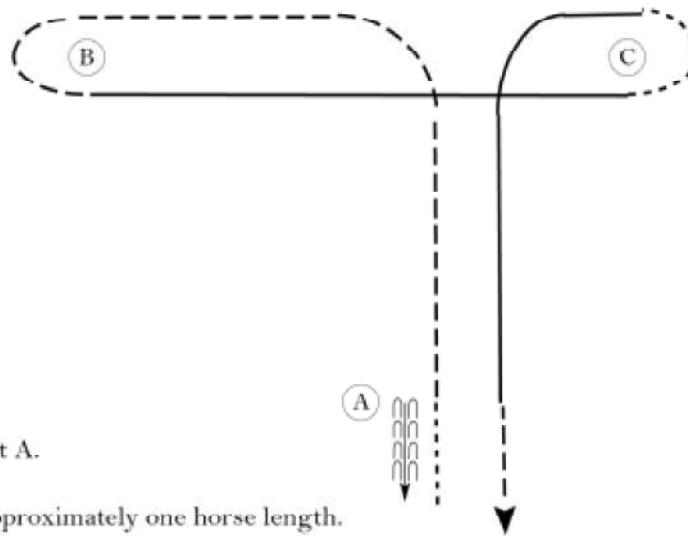
Piedmont Horsemans Association

Hunt Seat Equitation

Show Date. 5/1/2021

www.HorseShowPatterns.com

www.HorseShowPatterns.com



Be ready at A.

1. Back approximately one horse length.
2. Walk to A.
3. Sitting trot to top of pattern.
4. Right diagonal trot to and around B.
5. Canter on the right lead to C.
6. Walk around C.
7. Canter on the left lead until even with A.
8. Break to a trot and trot to exit.

Follow the instructions of your ring steward.

Walk	-----
Trot	- - - - -
Extended Trot	— — — — —
Canter	—————
Leg Yield	
Lead Change	
Back	←←←←←
Marker	Ⓚ
Sidepass	←←←←←
Hand Gallop	—————

[HSE/2-70]

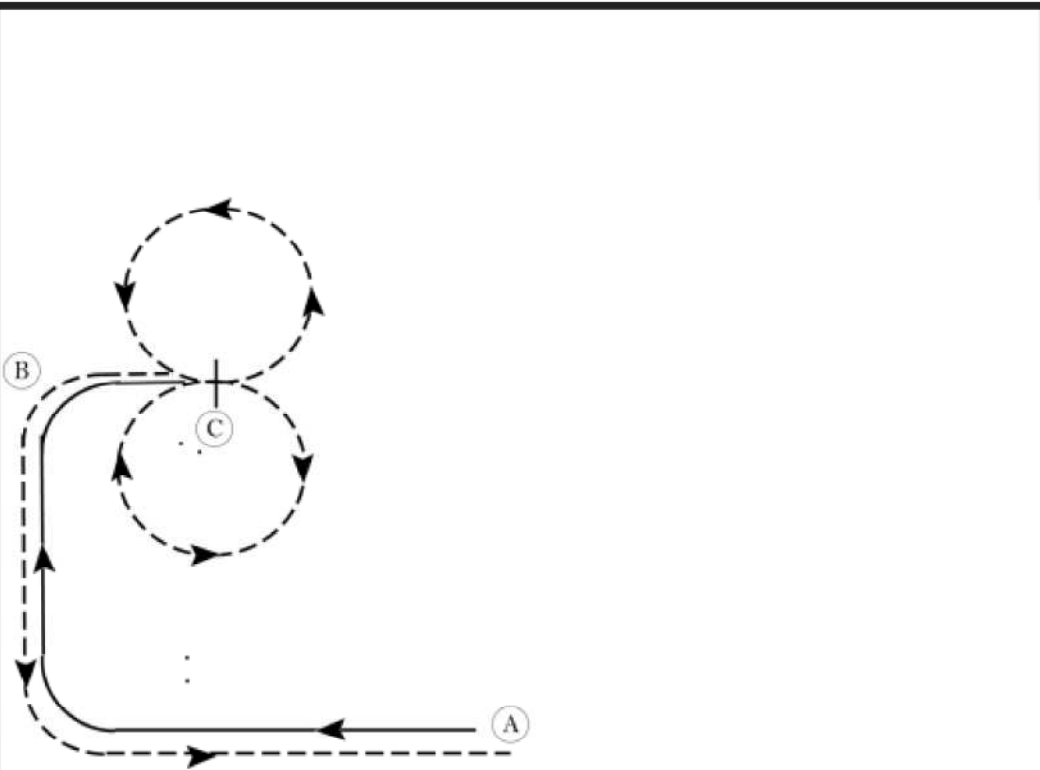
Piedmont Horsemen's Association

Saddle Seat Equitation

Show Date 5/1/2021

www.HorseShowPatterns.com

www.HorseShowPatterns.com



Begin at the mid-point of the in gate end of arena (A).

1. Canter to the left, around the curve and to the mid-point of the straightaway (B).
2. Without halting, make a turn to the right, and continue 1/4 of the way across the arena (C). Stop briefly.
3. Trot a figure eight, the first circle clockwise and the second circle counter clockwise. Stop briefly. (C).
4. Reverse and trot to the rail (B). Turn left and continue to the end of the straightaway, around the curve and to the midpoint of the straightaway (A).

The workout has been completed - Thank You.

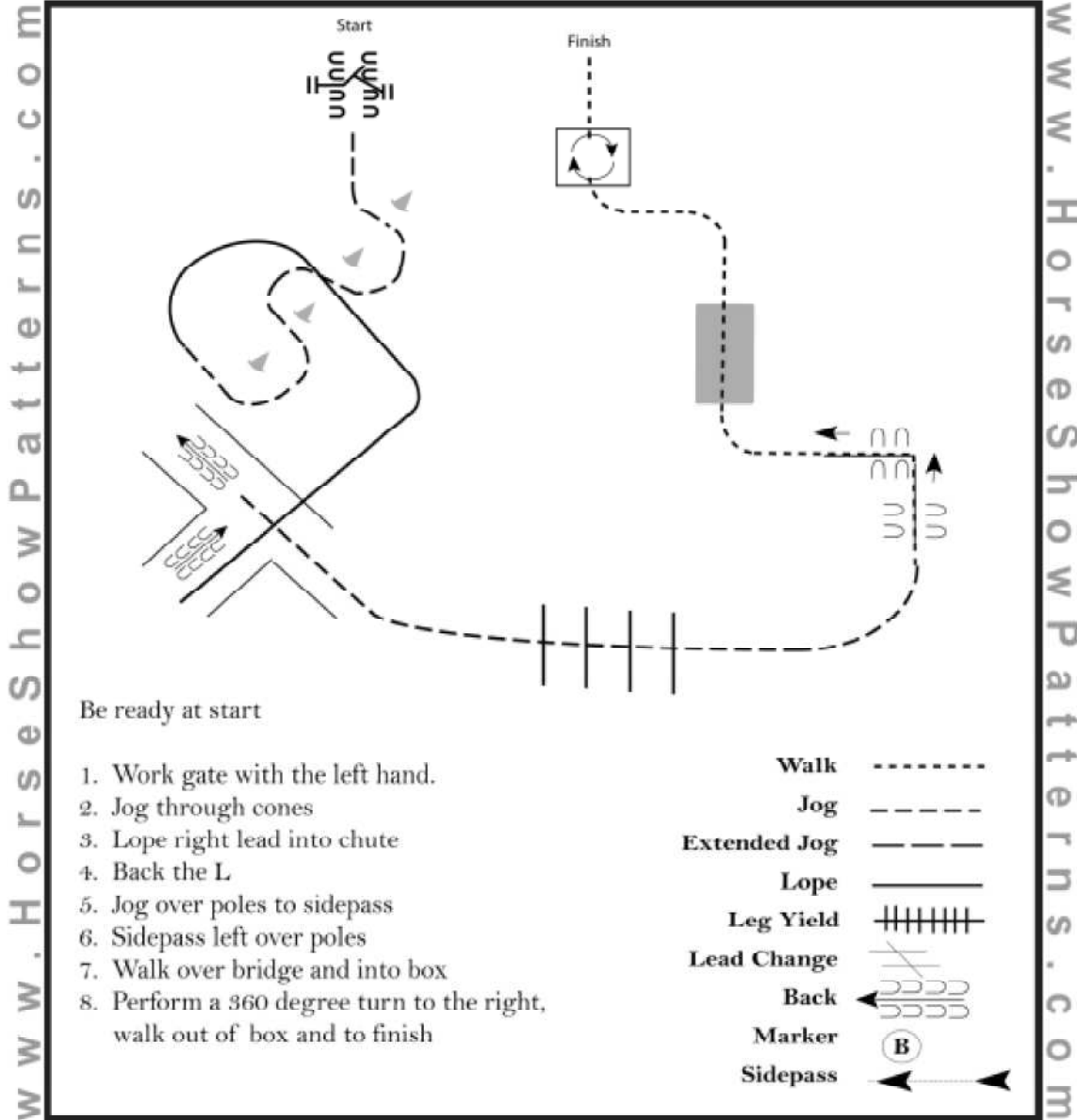
- Walk -----
- Trot - - - - -
- Extended Trot - - - - -
- Canter _____
- Lead Change
- Back
- Reference Point (B)

[SSE/10]

Kountry Kids 4H PHA Show

28) Trail

Show Date: 05-01-2021



Be ready at start

1. Work gate with the left hand.
2. Jog through cones
3. Lope right lead into chute
4. Back the L
5. Jog over poles to sidepass
6. Sidepass left over poles
7. Walk over bridge and into box
8. Perform a 360 degree turn to the right, walk out of box and to finish

Walk	-----
Jog	- - - - -
Extended Jog	- - - - -
Lope	—————
Leg Yield	
Lead Change	///
Back	←
Marker	ⓑ
Sidepass	←

[T/1-2]

Pattern Provided by:

T. Cloer

www.HorseShowPatterns.com

www.HorseShowPatterns.com

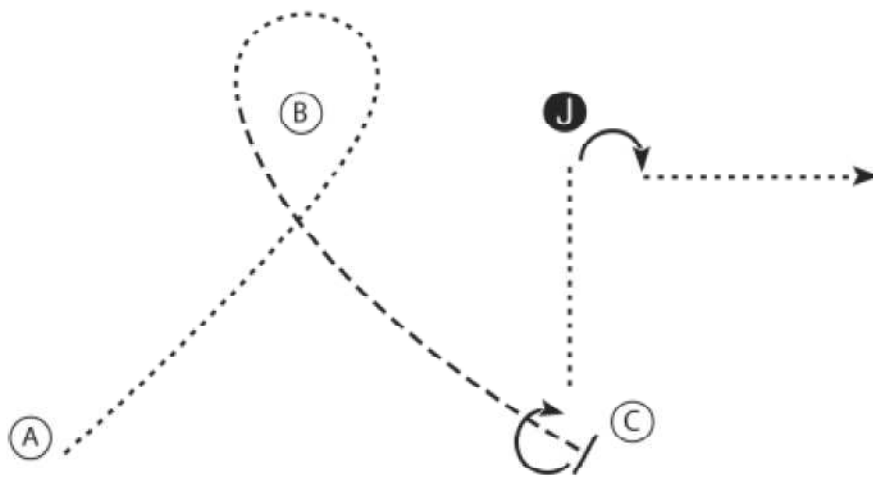
Kountry Kids 4H PHA Show

5) Youth Showmanship

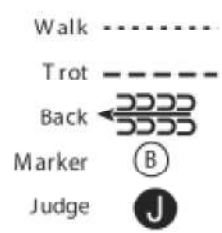
Show Date: 05-01-2021

www.HorseShowPatterns.com

www.HorseShowPatterns.com



1. Walk A to and around B
2. At B trot to C
3. Stop at C and perform a 225 degree turn
4. Walk to the judge and set up for inspection
5. When dismissed perform a 90 degree turn and walk straight away from the judge



[S/1-1]

Pattern Provided by:
T. Cloer